

Calico Cutter's BOM for July 2015

10 1/2" UNFINISHED



WHAT'S NEEDED:

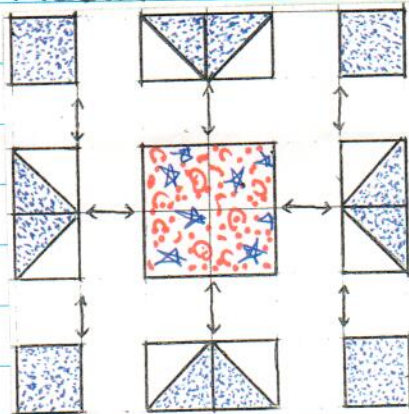
CENTER- 5 1/2" SQ. PATRIOTIC

POINTS- 7" SQ. WHT/WHT.

7" SQ. BLUE

CORNERS 4 3" SQS. BWE

PIECING DIAGRAM

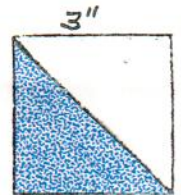


- SEW TRIANGLE SQUARES TOG. LIKE THIS.
- THEN FINISH BLOCK


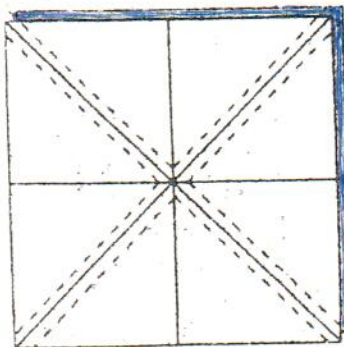
Quick Trick for tri-sqs.



① RIGHT SIDES TOGETHER, PLACE 7" WHITE ON 7" BLUE. MARK + STITCH AS SHOWN.



② CUT APART + PRESS TO DARK. TRIM TO 3" SQ



QUESTIONS?

CALL SONIA: 610-269-0934

①

②