
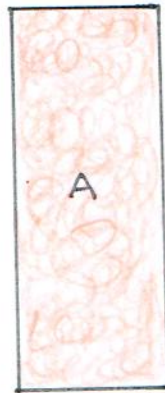



# Calico Cutters' BOM <sup>for</sup> Nov. 2015




"H"



6 1/2" UNFINISHED



"O"



"O"  
WREATH

## WHAT'S NEEDED:

2 2 1/2" x 6 1/2" FABRIC A

1 2 1/2" x 2 1/2" " "

2 2 1/2" x 2 1/2" WHT/WHT

2 2 1/2" x 6 1/2" FABRIC B

2 2 1/2" x 2 1/2" " "

1 2 1/2" x 2 1/2" WHT/WHT

## DIRECTIONS:

PIECE "H" USING DIAGRAM

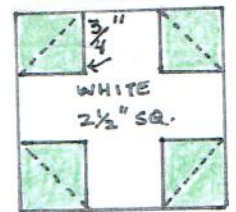
" " "O" " "

## TO TURN "O" INTO A WREATH:

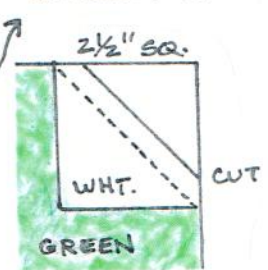
- CHOOSE GREEN LEAF PRINT  
- STITCH 4 3/4" SQS. TO CORNERS  
OF CENTER WHITE SQ.

- STITCH 4 2 1/2" SQS. WHITE TO  
CORNERS OF "O" BLOCK

- ADD BOW!



STITCH + FLIP



?? CALL SONIA: 610-269-0934