


Calico Cutters BOTM for Feb. 2017

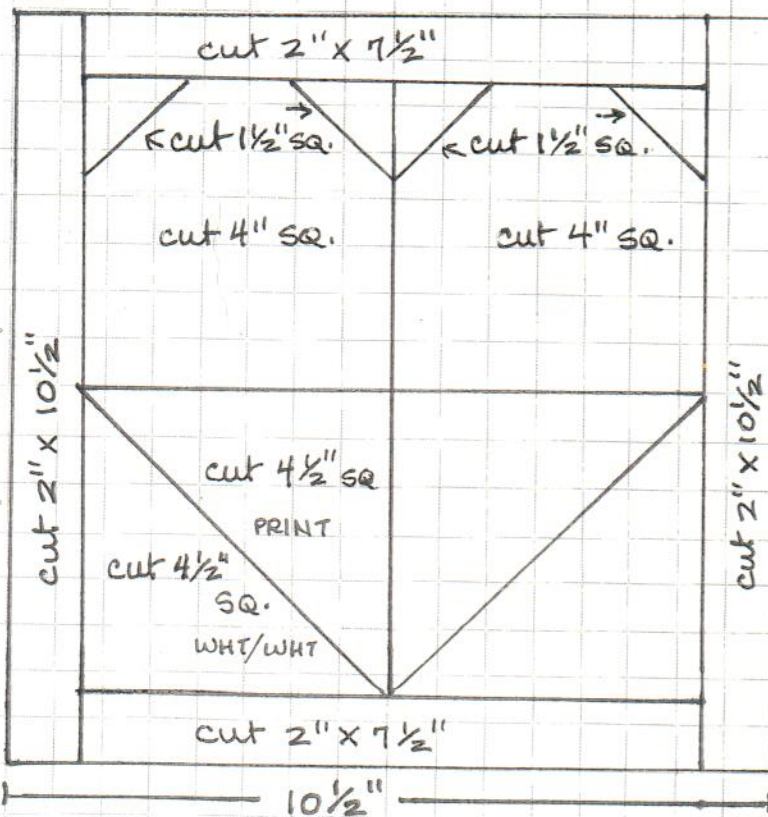
10 1/2" UNFINISHED



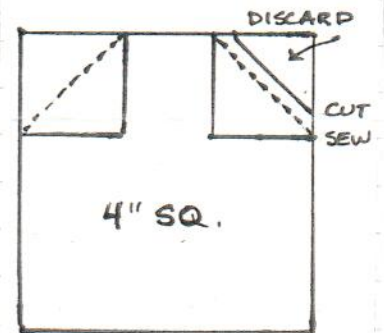
WHAT'S NEEDED:

- 2 4" SQS. RED OR PINK PRINT
- 1 4 1/2" " " " "
- 1 4 1/2" WHT/WHT COTTON
- 4 1 1/2" " " "
- 1 2" X 36" SASHING STRIP WHT/WHT

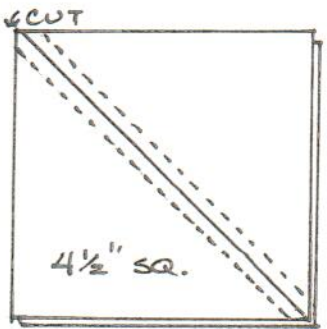
DIRECTIONS



SEW 1 1/2" SQS.
TO CORNERS
OF 4" SQS. →
TRIM + DISCARD
EXCESS. FLIP
BACK. →



LAY WHITE ON
PRINT FABRIC.
DRAW DIAGONAL
LINE + STITCH
1/4" ON EITHER
SIDE. CUT ON
LINE. OPEN
SEAMS + PRESS.



FOLLOW DIAGRAM TO PIECE BLOCK.

? CALL SONIA 610-269-0934