
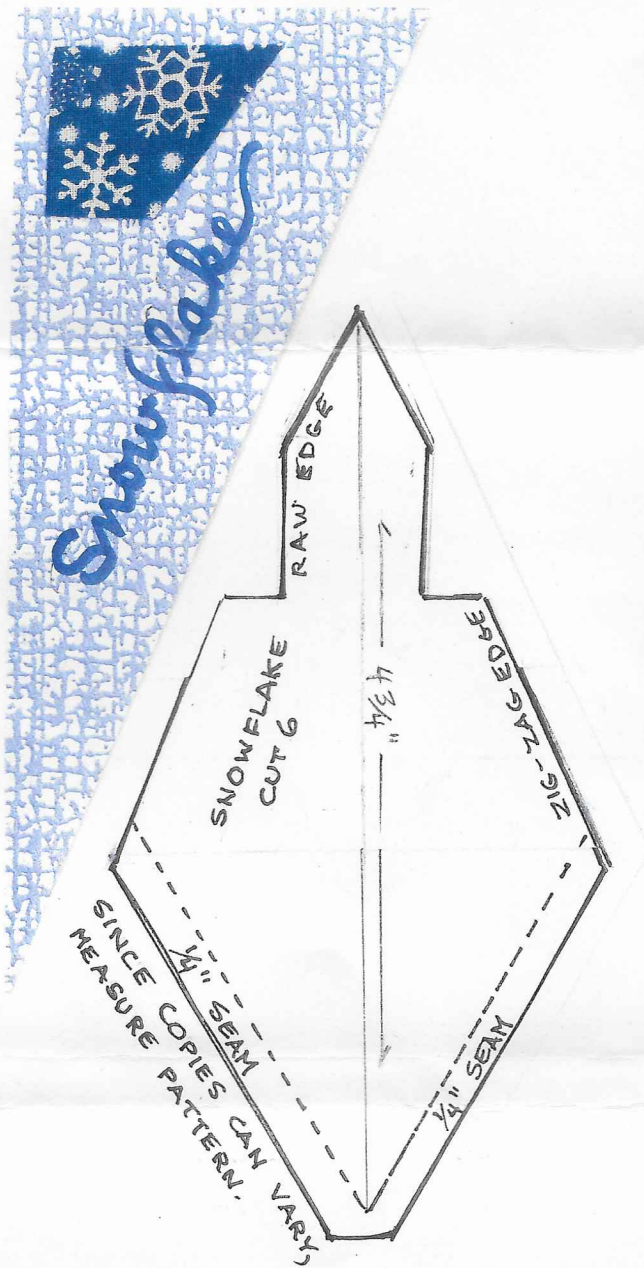


Calico Cutters B.O.M. ^{for} Jan. 2018



WHAT'S NEEDED:

- 12" SQ. SOLID BLACK
- 2 1/2" X 30" STRIP OR
- 5" X 15" SNOWFLAKE OR
- BLUE PRINT

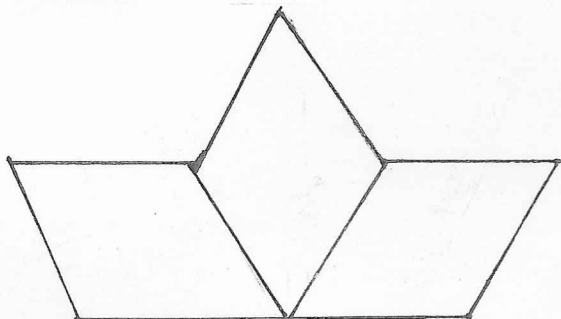
DIRECTIONS:

- USING PATTERN, CUT 6 POINTS
- STITCH TOG. + OPEN SEAMS
- APPLIQUE TO 12" BLACK SQ.

NOTE:

- YOU MAY WANT TO ADD LIGHT-WEIGHT FUSIBLE TO POINTS BEFORE ZIG-ZAGGING OR STARCH HEAVILY.

? CALL SONIA: 610-269-0934



TO AVOID 'Y' SEAMS,
SEW 3 TOGETHER